

# Getting Started with Facebook



My email: [pamela.stephens890@gmail.com](mailto:pamela.stephens890@gmail.com)

My web page: <http://pamstephens890.weebly.com/>

## Learn the Lingo

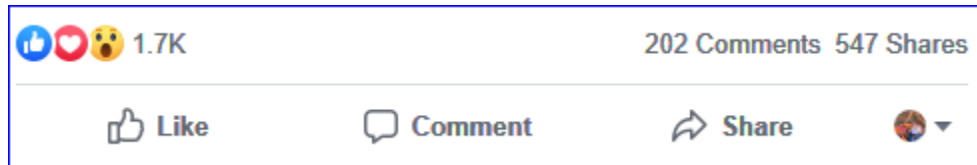
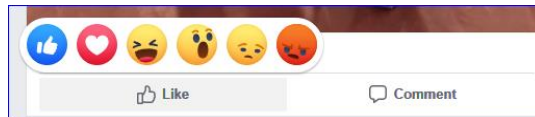
- a. **Wall** - A **Facebook wall** is the area on a profile or page where friends and “fans” can post their thoughts, views, or criticisms for everyone to see (**HOME**)
- b. **News Feed** - On the **Facebook** social networking site, a **News Feed** is a list of updates on your own **Facebook** home page. The **News Feed** will show updates about those people who are in your friend's list, as well as the advertisements. (**your name**)
- c. **Post/Status** - A **Facebook status** is an update feature which allows users to discuss their thoughts, whereabouts, or important information with their friends. Similar to a tweet on the social networking site **Twitter**, a **status** is usually short and generally gives information without going into too much detail.

d. **Add Check in**

e. **Comment**

f. **Like**

g. **Share**



- h. **Tagging** - When you **tag** someone, you create a link to their profile. The post you **tag** the person in may also be added to that person's Timeline. For example, you can **tag** a photo to show who's in the photo or post a status update and say who you're with.
- i. **Private Message (pm) Messenger** on portable devices - Each Facebook profile has a "wall," where friends can post comments. Since the wall is viewable by all the user's friends, wall postings are basically a public conversation. Therefore, it is usually best not to write personal messages on your friends' walls. Instead, you can send a person a private message, which will show up in his or her private Inbox, similar to an e-mail message.

# Getting Started with Facebook

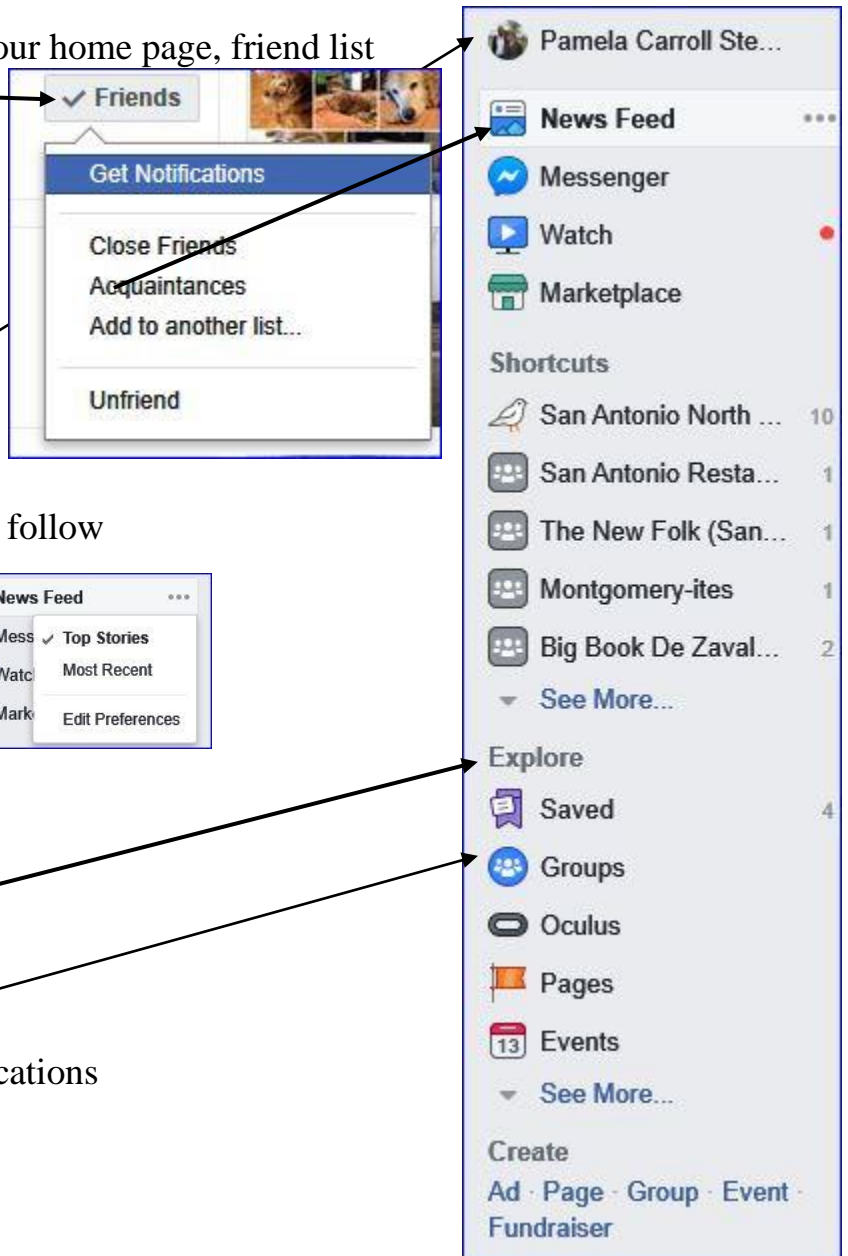
- j. Homepage** - Your **home page** is what you see when you log into **Facebook**. It includes your News Feed, the constantly updating list of posts from friends, Pages and other connections you've made. You can react to things you see or search for people and topics that matter to you.

## Create your profile

## Find Friends

- k. Friends adding you**
- l. Unfriending** – Go to your home page, friend list and click on the person

## Navigating your homepage



- m. News Feed**
- n. Shortcuts** to pages you follow

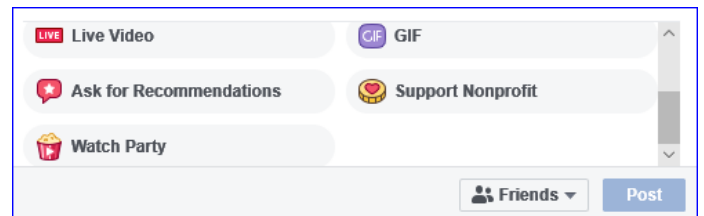
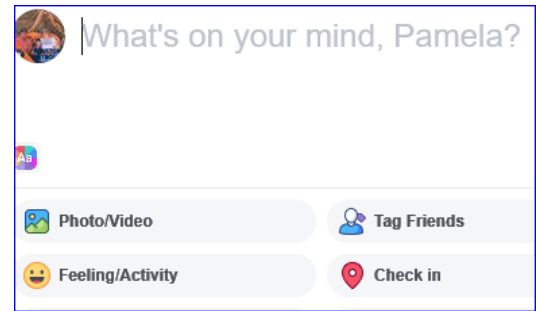


- o. Explore**
  - i. Saved posts
  - ii. Groups
  - iii. Games and applications
  - iv. Events

# Getting Started with Facebook

## Create a Post

- p. Create Post
  - i. Photo/Video Tag Friends
  - ii. Feeling/Activity
  - iii. Check in
  - iv. Live Video
  - v. GIF
  - vi. Ask for Recommendations
  - vii. Watch Party
  - viii. Support Nonprofit



- q. **#Hashtag** - Facebook announced the arrival of hashtags. This is a significant step towards business in real time. Now, when you will click on a hashtag in Facebook, users will be able to see all public content related to that keyword. Of course you will be able to join the conversation via a public post, quoting this hashtag.



### Concretely, what does this hashtag change allow?

- Search for a specific conversation (vs. simple search term), follow a media event, a program, a personality, just like on Twitter.
- Being able to see posts coming from other applications, that have been shared on Facebook (i.e. Instagram) – many people are 'cross-posting' on several networks, including Facebook – it will be easier to find them
- Being able to click on hashtags in comments or posts directly from the page hashtags, or status updates from friends or pages.

## Send a private message (Instant Messenger)

# Getting Started with Facebook

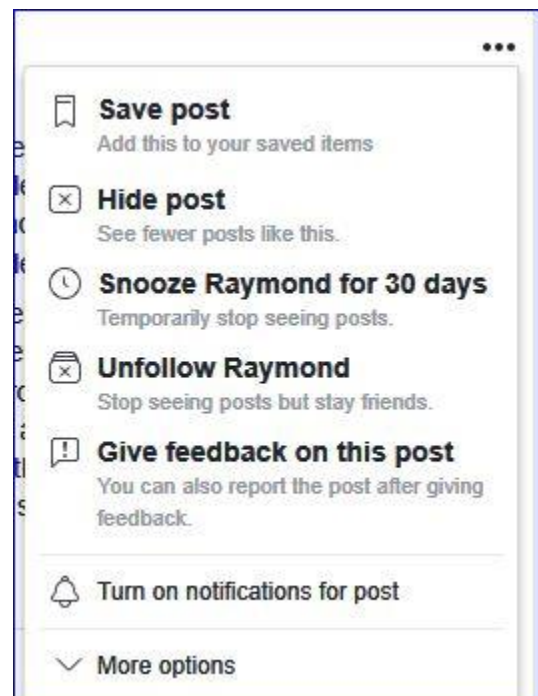
- r. Private message or wall post?

## Navigating your profile

- s. Editing posts
- t. Deleting posts

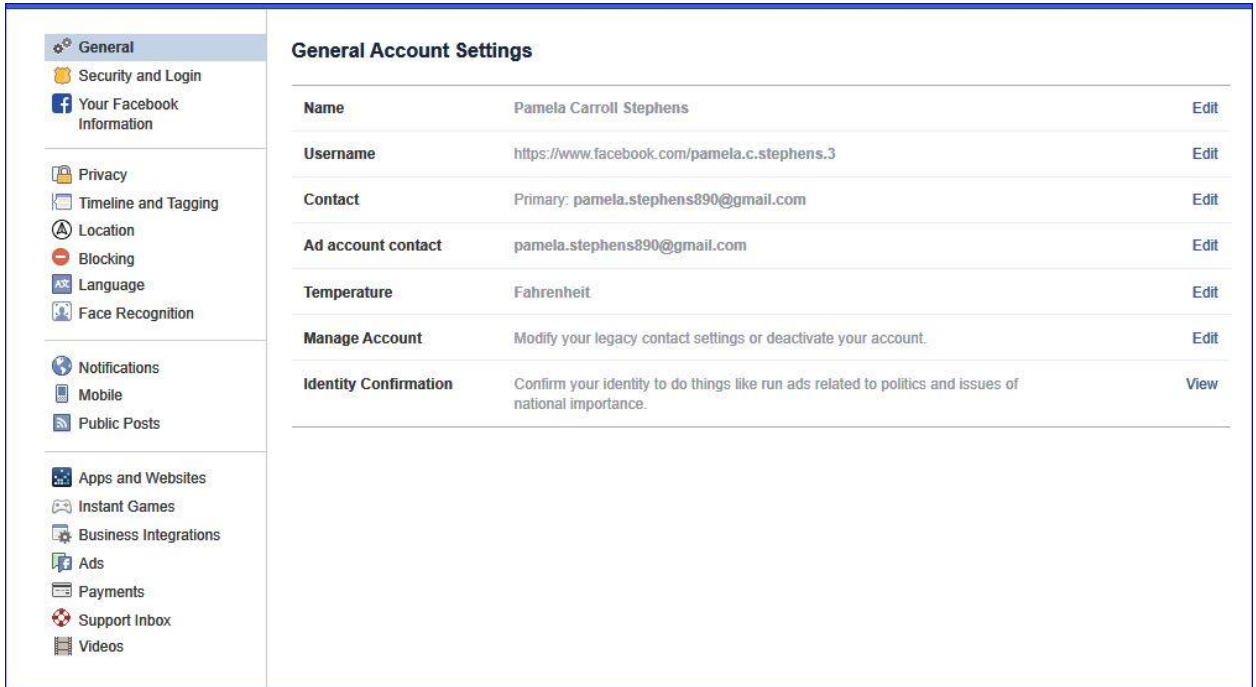
## Navigating your newsfeed

- u. Clicking on Someone's profile



# Getting Started with Facebook

## Settings



## Saving pictures from Facebook to your computer –

Right click on the photo, choose **Save picture as**

